



Launch of the report

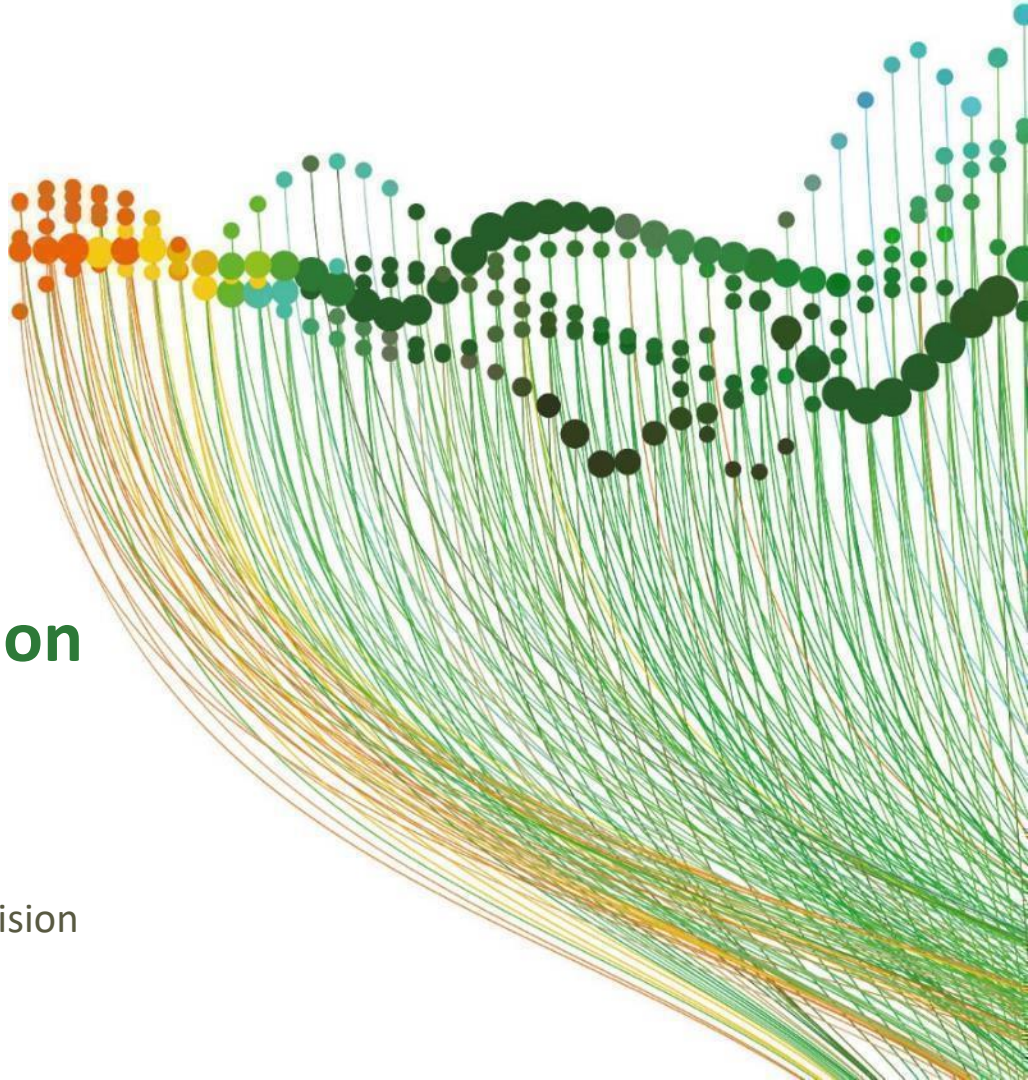
Private Philanthropy for Development: Data for Action

9 DECEMBER 2021 | 16:00-17:30 CET

Bathylle Missika

Head of Networks, Partnerships and Gender Division

OECD Development Centre





OVERVIEW

SCOPE AND DISTRIBUTION OF PHILANTHROPIC FLOWS

What is the scope of **private philanthropy for development**?

Who funds what and where?

AMPLIFYING SUPPORT FOR SUSTAINABLE DEVELOPMENT

How do foundations **mobilise** additional resources for sustainable development?

How do foundations engage in **advocacy**?

How do foundations **learn** to improve policy and practice?

WAY FORWARD

What can **foundations, governments** and providers of **official development assistance** do to make philanthropy for development more effective?

The **total volume of philanthropy** for development identified was **USD 42.5 billion** between 2016 and 2019, an annual average of **USD 10.6 billion**

**Official
development
assistance**

USD 595.5 billion

**Private
philanthropy for
development***

**USD 42.5
billion**

Philanthropy remains relatively **small** compared to **official development assistance (ODA)**.

ODA: USD 595.5 billion (gross disbursements) between 2016-19.

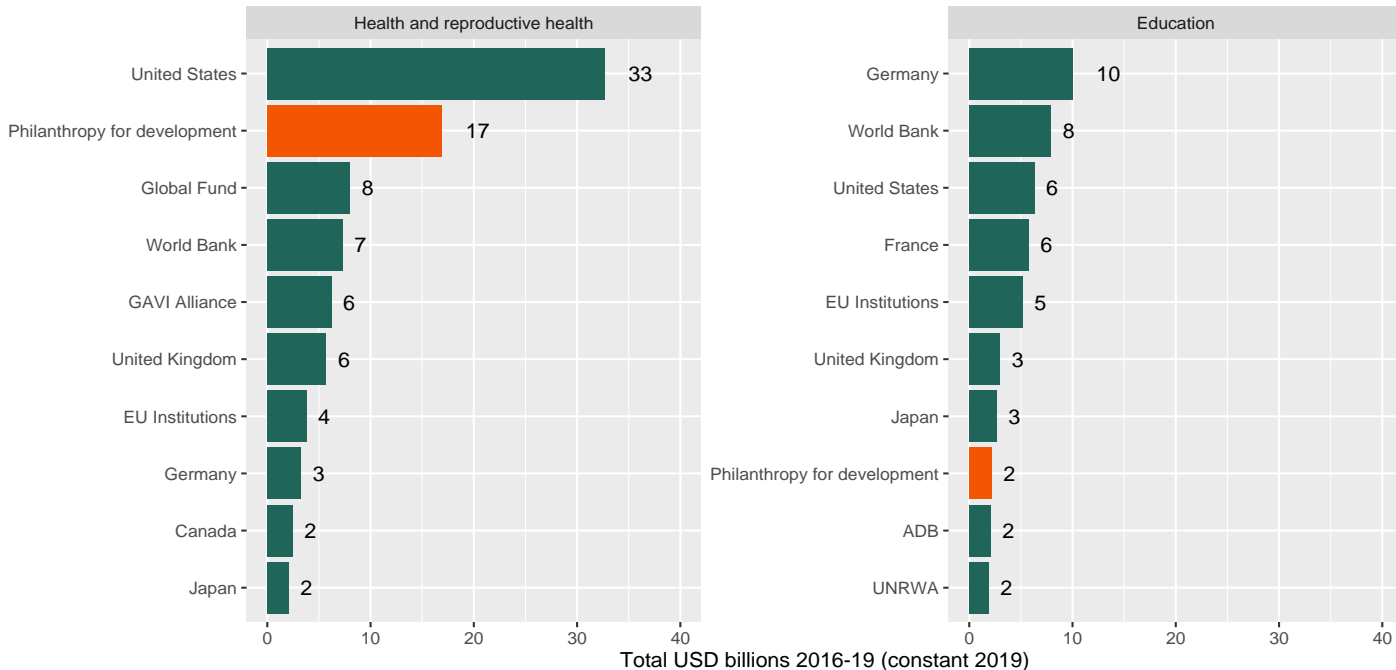
Private Philanthropy : 7% of that level.

*Based on 205 philanthropic organisations

OECD Private Philanthropy for Development survey and OECD Creditor Reporting System.

Despite the relatively small size of private philanthropy compared to ODA, foundations are key funders in some sectors, particularly health and education

Cross-border private philanthropy for development and ODA funders in health and education



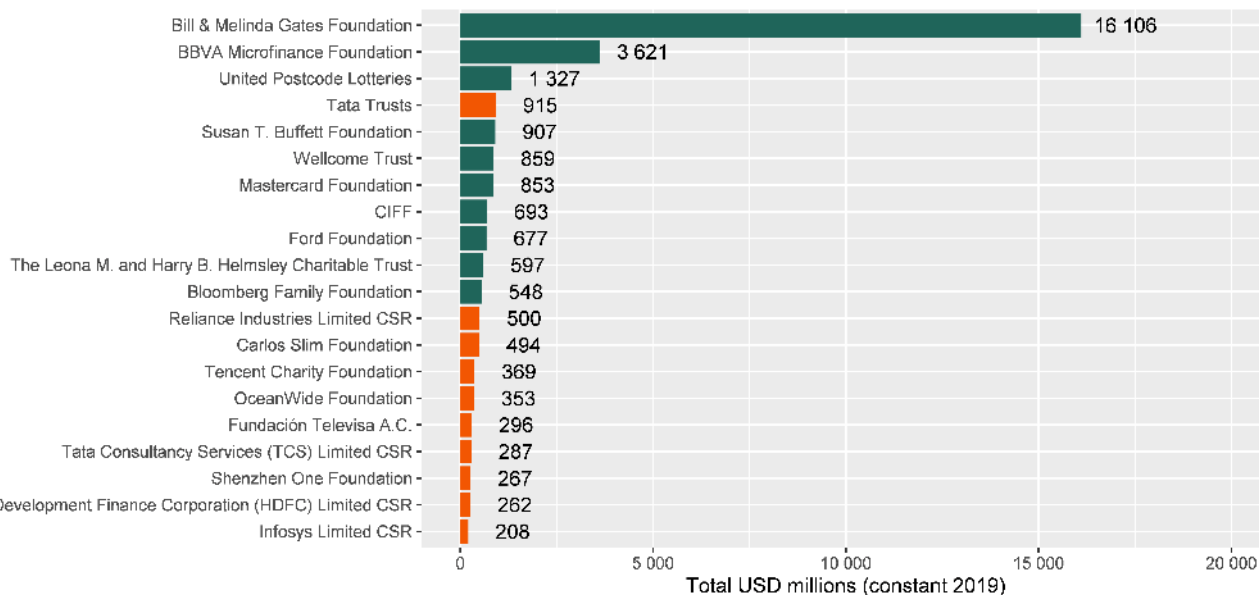
In **health**, international philanthropy ranks 2nd after ODA from the United States

In **education**, philanthropy represents the 8th largest source of funding and is similar in size to Japan's ODA

Most of philanthropic funds are **cross-border flows** and more than half come from the United States (USD 24.3 billion)

The 20 largest philanthropic organisations, 2016-19

■ Cross-border ■ Domestic



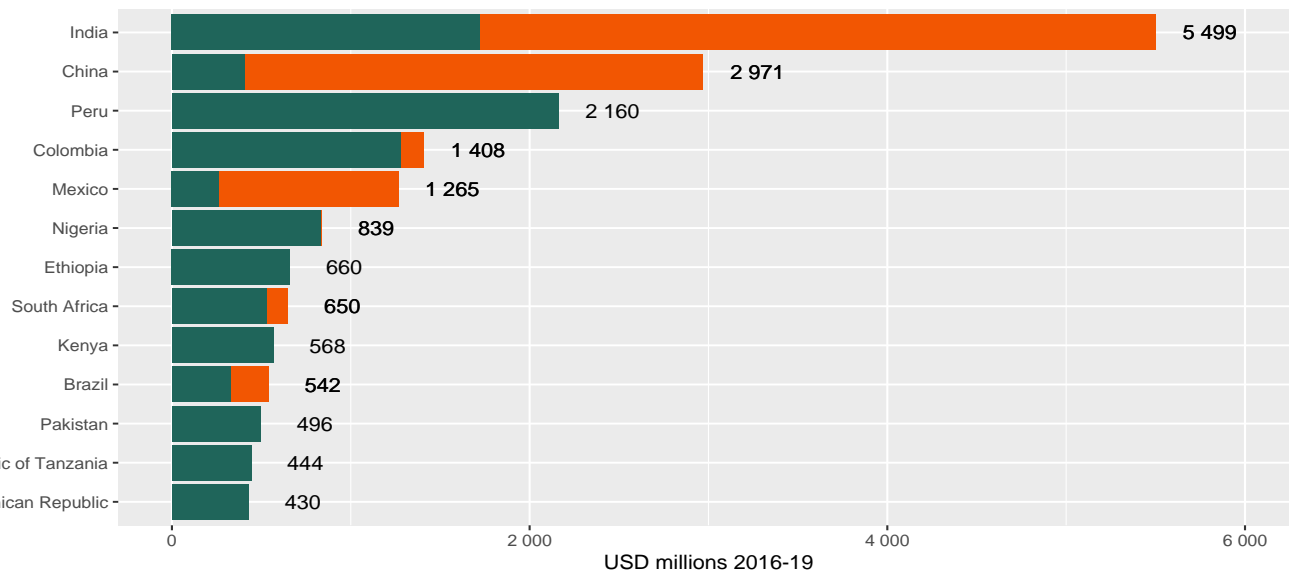
The **largest 10 cross-border funders** provided **76%** of all cross-border financing (USD 26 billion)

The **largest 10 organisations operating domestically** provided **50%** of all domestic giving identified (USD 4 billion)

Domestic foundations in emerging countries provide substantial support locally

Allocation of funding by country, 2016-19

■ Cross-border ■ Domestic



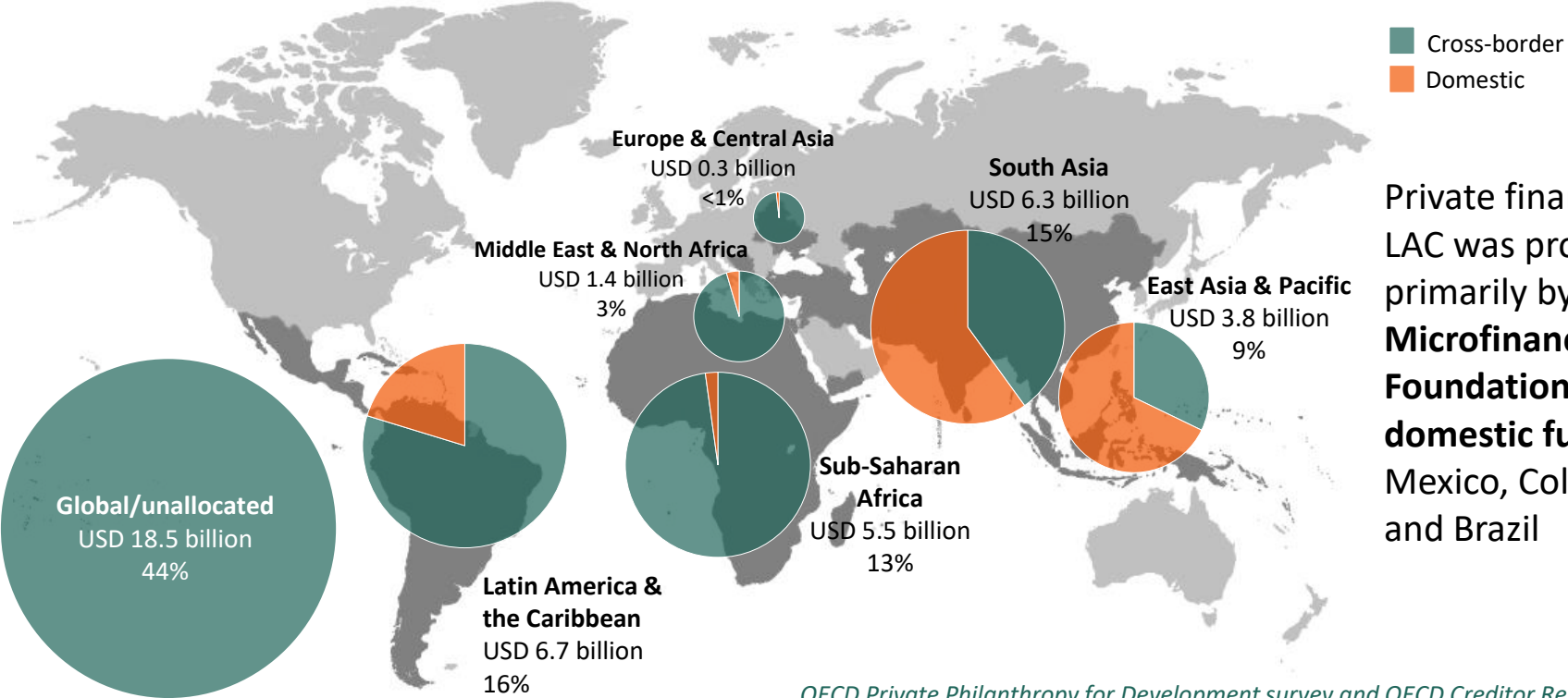
116 out of 205 foundations are **based in developing countries**

They provided USD 7.9 billion, or **19% of total flows**

In India, China and Mexico, domestic philanthropic financing surpassed cross-border philanthropy

Latin America and the Caribbean received the largest share of philanthropic funding while **Sub-Saharan Africa** received the largest share of cross-border philanthropy

Private philanthropy for development by region, 2016-19

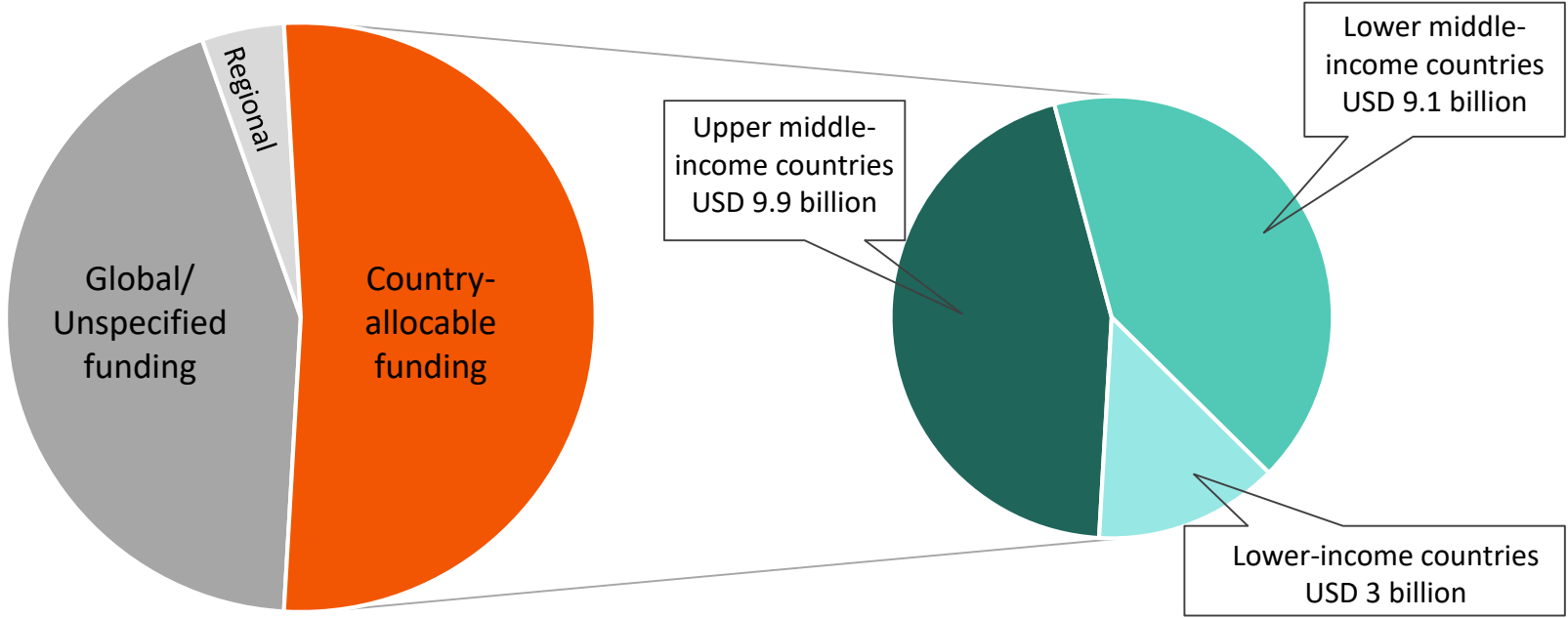


Private financing to LAC was provided primarily by **BBVA Microfinance Foundation** and **domestic funders** in Mexico, Colombia and Brazil

OECD Private Philanthropy for Development survey and OECD Creditor Reporting System.

Private philanthropy for development does not prioritise the poorest countries. Most philanthropic flows target upper middle-income countries, while **low-income countries receive only 13% of country-allocable funding**

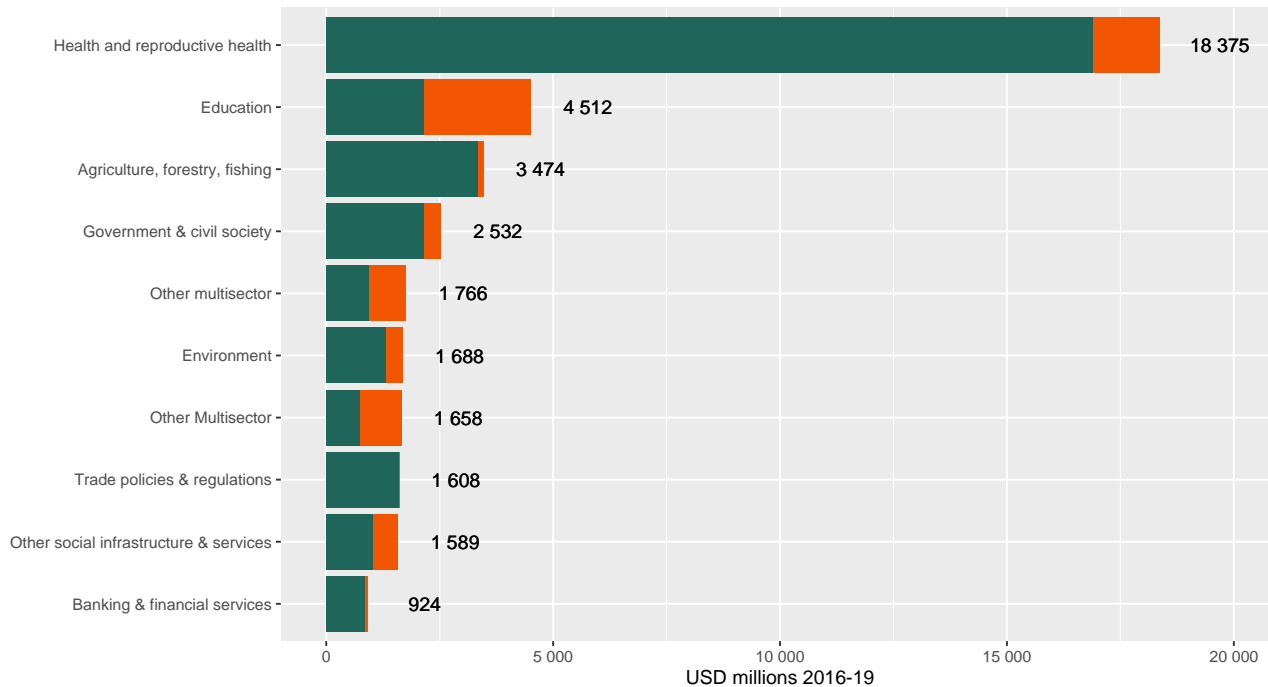
Funding by country income level, 2016-19



OECD Private Philanthropy for Development survey and OECD Creditor Reporting System.

Health was the top supported sector, representing a total of USD 18.4 billion over 2016-19

Private philanthropy for development by sector, 2016-19



43% of total philanthropic funds targeted **health**, and **reproductive health**

69% of total health-related giving provided by the **Bill & Melinda Gates Foundation**

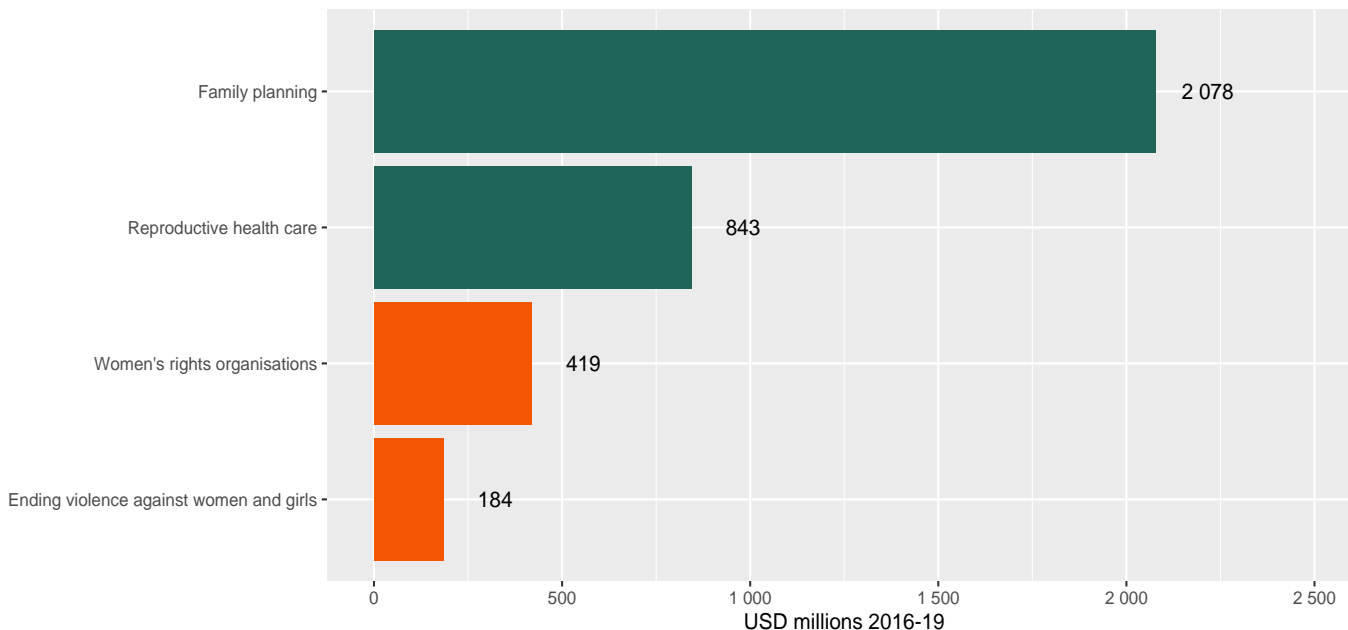
Education received the second most financing and was the top sector for **domestic philanthropy**, with USD 4.5 billion (11%)

OECD Private Philanthropy for Development survey and OECD Creditor Reporting System.

Gender-related giving amounted to 8% of total flows

Private philanthropy for development by sector, 2016-19

■ Health and reproductive Health ■ Government & civil society



Largest funders : Bill & Melinda Gates Foundation, the Susan T. Buffet Foundation, and the Children's Investment Fund Foundation

Out of 103 foundations, **64 see gender equality as an objective (62%)**, while only 5 of them consider gender equality as a primary objective.

Foundations are increasingly aware of their soft power to mobilise capital, advocate and produce knowledge for development

82%

Foundations engage in **advocacy** to influence policy, social norms and behaviours*

77%

Endowed foundations practice **responsible investing** to raise more funds for development**

53%

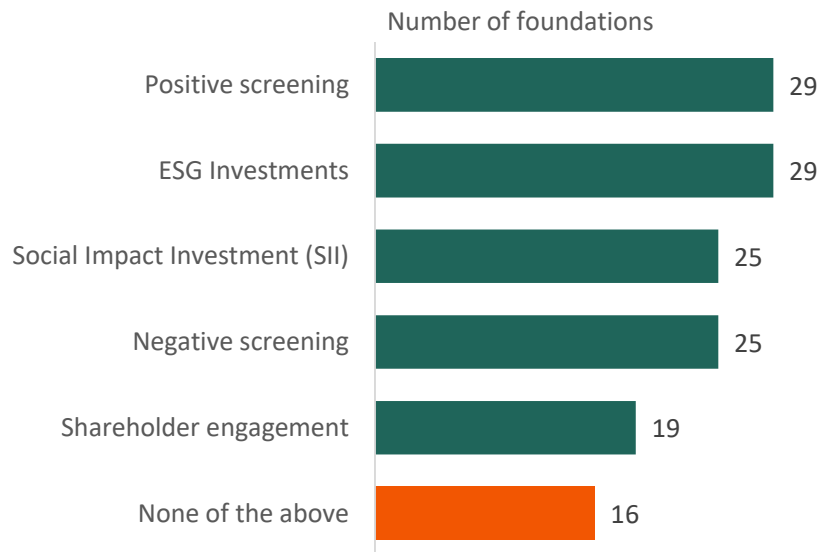
Foundations have a dedicated **evaluation unit** to inform their strategic directions *

*Based on 103 foundations that replied to the organizational survey.

**Based on 71 foundations with income from an endowment

Mobilising resources: **Endowed foundations** leverage their assets to mobilise responsible investments

Foundations investment strategies for their endowment



Based on 71 foundations with income from an endowment (out of 103 foundations surveyed)

69% of foundations derive their income from an **endowment**

77% of endowed foundation practice responsible investment

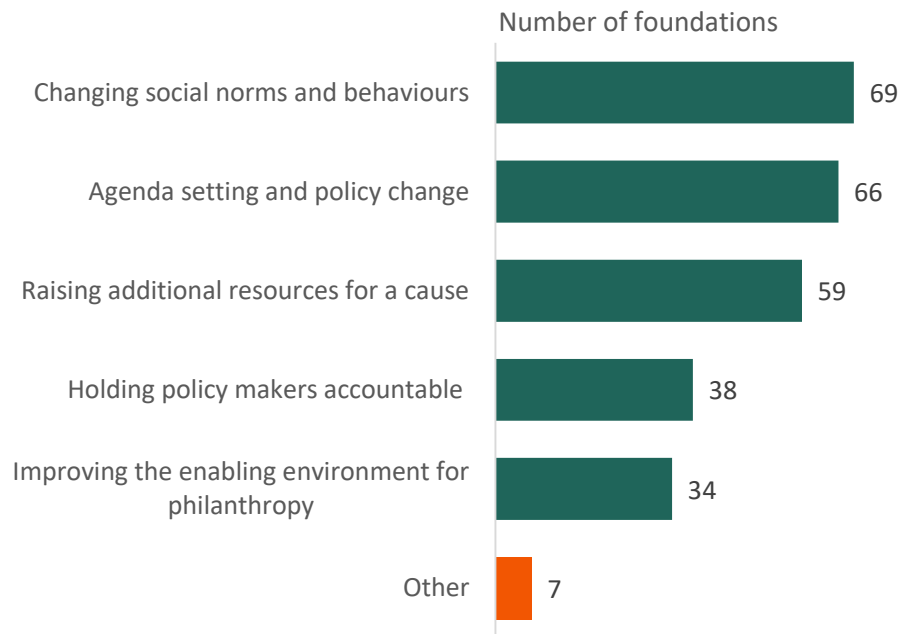
Objectives:

- **Align assets with social goals** to extend the financial resources devoted to foundations' mission
- Demonstrate how responsible investments **yield competitive market returns** alongside increased social value

OECD Private Philanthropy for Development organisational survey.

Advocating: Foundations engage in advocacy to change policy and social norms

Why foundations engage in advocacy



Based on 84 foundations that engage in advocacy (out of 103 foundations surveyed)

82% of foundations engage in **advocacy**

Channels:

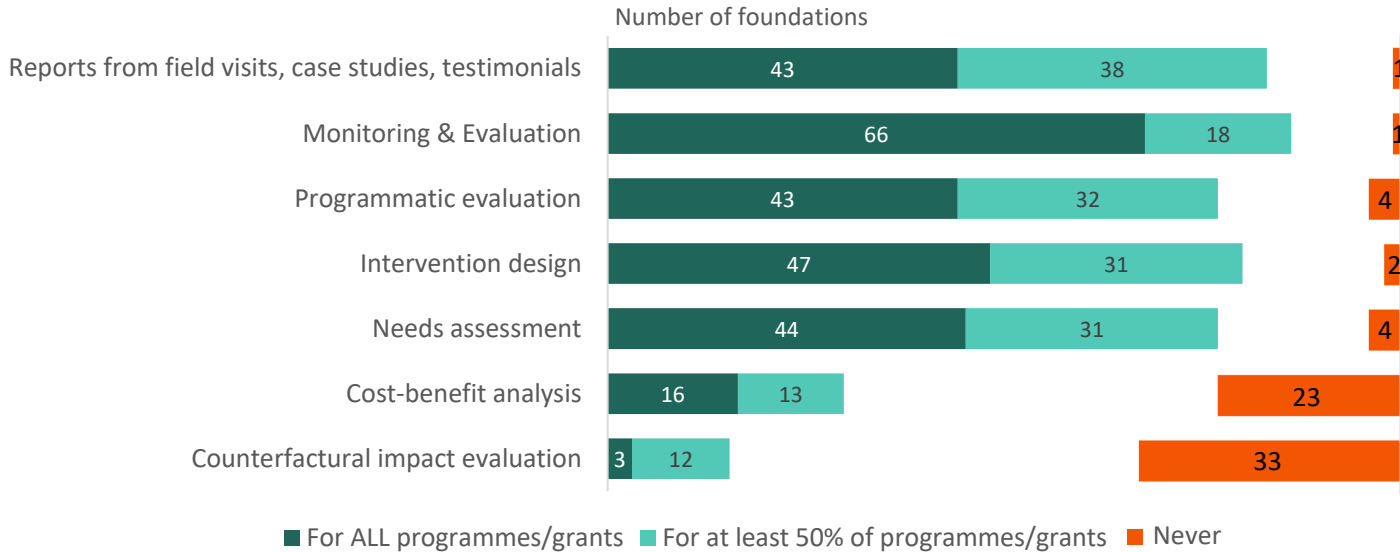
- **83%** of foundations engage through **networks or collaboratives**, and **71%** through **grantees**
- **67%** also use their in-house leadership or **advocacy teams**

Strategies:

- The most frequently used strategies are **demonstration pilots, research, and media outreach**
- The least used strategy is **grassroots support**

Learning: Foundations use monitoring and evaluation to inform policy and practice

Methods employed by foundations to assess their programmes and grants



53% of foundations have an **internal evaluation unit**

Evaluations focus mainly on **programme design and implementation** rather than **impact measurement and cost-effectiveness**

Based on 103 foundations that responded to the organisational survey

OECD Private Philanthropy for Development organisational survey.

Yet, **limited internal capacities** and **low transparency** constrain foundations' potential

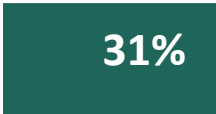
Internal capacities



Foundations find it challenging to **produce quality evaluations**



Foundations find it difficult to **translate evaluation results into relevant lessons for policy makers**



Foundations **lack the time, resources and knowledge needed to advocate successfully**



Foundations **lack the capacity to manage an investment portfolio**

Transparency



Foundations find it challenging to **find partners with aligned interests**



Foundations openly **share information on their endowment**



Foundations openly **share programme and grant evaluations**



Way forward: Foundations should invest in rigorous learning, internal capacities and open data

- 1 Invest further in rigorous learning:** prioritise impact evaluations for approaches that have not been evaluated substantially, apply high quality standards, and promote the uptake of evidence
- 2 Invest in your internal capacities,** including financial skills of boards, management and staff, and co-ordinate with other donors to pool funds and efforts for joint learning and advocacy
- 3 Provide open data on philanthropic activities** to enable better co-ordination and collaboration among development funders, identify funding gaps, duplication and synergies
- 4 Share open data on philanthropic assets, grants, advocacy work and evaluations** to build trust and inform the public on foundations' role in society



Governments and providers of official development assistance can help make philanthropy for development more effective

Governments


- Establish **annual reporting requirements** to encourage greater transparency
- Strengthen the capacity of national statistical offices in **monitoring philanthropic flows**
- **Consider removing constraints** on cross-border philanthropy (e.g. assess when a more equal tax treatment of domestic and cross-border philanthropic financing could be provided)

ODA providers

- Continue to support **capacity development** for monitoring, evaluation and learning
- Facilitate **joint learning with philanthropy** and develop local **learning agendas, and openly share evaluation results**
- Share expertise on **blended finance strategies** and monitor and evaluate their results

Private Philanthropy for Development: Data for Action

Access the report by clicking on the cover below



Cite this content as: OECD (2021), *Private Philanthropy for Development: Data for Action Dashboard*, OECD Publishing, Paris, <https://oecd-main.shinyapps.io/philanthropy4development/>.

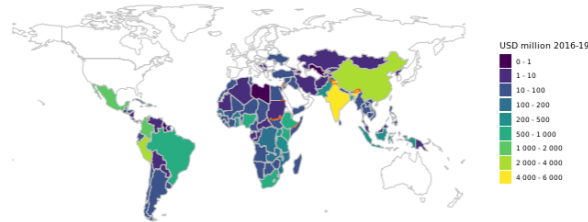
Welcome

The *Private Philanthropy for Development: Data for Action* dashboard helps you explore and easily download the data featured in the report. The dashboard includes information from **205 organisations** based in **32 countries** and shows:

-  Funding is estimated at USD 42.5 billion over 2016-19
-  116 out of 205 foundations are based in developing countries
-  Latin America & Caribbean is the region that receives most funding
-  India and China have large emerging philanthropic sectors
-  Health and reproductive health receive the most funding, with USD 18 billion
-  Education is the 2nd most funded sector, and highest among domestic donors, with USD 4.5 billion

Geographies

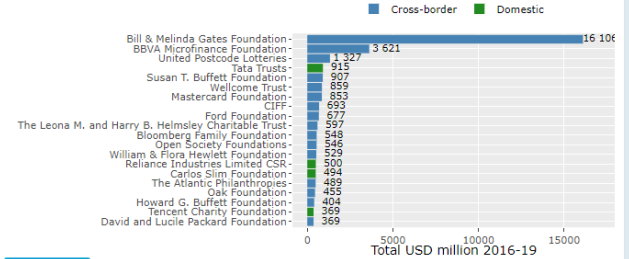
See where the funding is going



Geographies Tab

Organisations

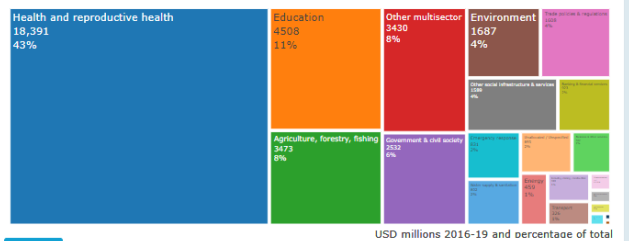
Get to know the organisations that provide financing



Organisations Tab

Sectors

Explore financing by sectors and topics



Sectors Tab

Explore Geographies

Private Philanthropy for Development: Data for Action measures cross-border and domestic financing alike, and you can explore the geographical distribution of resources below.

From 2016 to 2019, **USD 24 billion (56%)** of country or region, and here you can see aggregated data.

Select **Cross-Border** and/or **Domestic** financing.

Select country

Nothing selected

Explore Regions

Below you can see estimates for regions, in projects don't target a single country.

Explore Sectors

Private Philanthropy for Development: Data for Action uses OECD Development Assistance Committee (DAC) code list to classify information, and here you can explore in detail the sectors for all financing.

The figure below shows the **sector distribution of all funding** and on the right you can search and select any **Sector** and **Purpose** to explore funding by geographies, see who are the top funders.

Select Sector

Health and reproductive health

Select Purpose

Health and reproductive health

Infectious disease control 7089 39%	Basic health care 1602 9%
Family planning 2077 11%	Reproductive health care 146 1%
Basic nutrition 918 5%	Other health interventions 100 0%

USD millions 2016-19 and percentage of total with

Any map included herein, is without prejudice to the status of or sovereignty over any territory, to the delimitation of international frontiers and boundaries and to the name of any territory, city or area.

Explore Organisations

Private Philanthropy for Development: Data for Action includes financing from 205 organisations over 2016-19.

Search and Select an **Organisation** to explore their financing by sector and location.

Select Organisation

Ford Foundation

Government & civil society

Human rights 167 36%	Democratic participation and civil society 112 24%	Media and free flow of information 45 10%
Education	Business & other services	Environment

USD millions 2016-19 and percentage of total within sector

Ford Foundation

Allocated USD 677.5 million in Private Philanthropy for Development over 2016-19

Organisation based in United States

Find additional information on OECD Development Co-operation Profile

USD million

- 0 - 200
- 200 - 400
- 400 - 600
- 600 - 800
- 800 - 1,000
- 1,000 - 1,200
- NA

Any map included herein, is without prejudice to the status of or sovereignty over any territory, to the delimitation of international frontiers and boundaries and to the name of any territory, city or area.



THANK YOU

Bathylle Missika

Head of Networks, Partnerships and Gender Division

OECD Development Centre

Bathylle.MISSIKA@oecd.org

